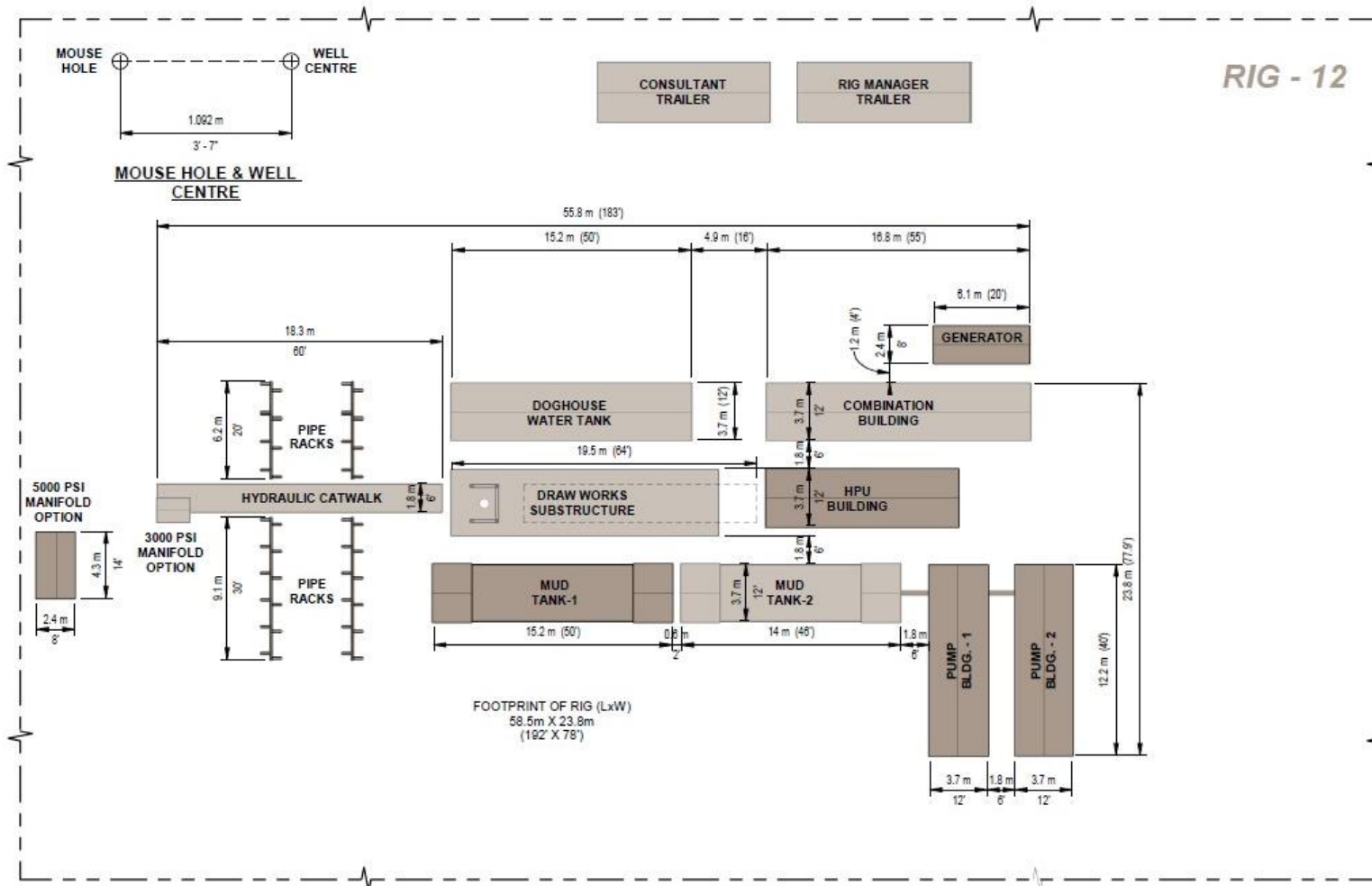





RIG LAYOUT

RIG TWELVE

Depth capacity: TVD 5000m





RIG INVENTORY & SPECIFICATIONS

RIG TWELVE 19 LOADS (WITHOUT BOILER)

Depth capacity: TVD 5000m
Circulating System: 7500 PSI

MAST
MAKE/TYPE R.A. Hodgson / MT106-9.5-500G Telescoping Double Free Standing
CLEAR HEIGHT 33.30m (106')
CAPACITY Static Hook Load: 223,400 daN (500,000lbf) w/10 lines Setback Capacity: 177,920 daN - 5,700 m (300 stands of DS40 SS105 (4.5")) Wind Capacity: 135 km/h (84 m/h) w/ Full Setback & No Hook Load

SUBSTRUCTURE
MAKE/MODEL R.A. Hodgson / STS14.75 -14.2-500 Stepdown on 30" Pontoons
DIMENSIONS (L X W X H) 14.33 m x 4.30 m x 4.80 m (47' x 14.13' x 15.75')
TABLE BUSHINGS/ROTARY TABLE BEAM TO GROUND 5.30 m (17.39') / 4.20 m (13.78')
CASING CAPACITY 200,160 daN (450,000 lbf) w/ 177,920 daN (400,000 lbf) Simultaneous Setback

DRAWWORKS
MAKE/MODEL Tri Service Machining / 850
BRAKE Eaton 324mm Disc
POWER Caterpillar, C18, Input Power 600 kW (800 hp)
TRANSMISSION Allison, S6620H
ROTARY TABLE MAKE/SIZE National / 20.5" (520.7 mm)

HEAD OFFICE & OPERATIONS
BOX 2189, 490 Canal Street, Brooks, AB T1R 1C8
P 403-793-2092 F 403-793-2094 TF1-888-869-5324

CONTRACTS OFFICE
700, 435 - 4TH Avenue SW, Calgary, AB T2P 3A8
P 403-269-2041 F 403-269-2652

www.excaliburdrilling.com

OVERHEAD
TRAVELLING BLOCK/HOOK Artic 250T (225,000 daN)
TOP DRIVE Tesco HXI 700 250T (225,000 daN) Input Power - 700hp Maximum continuous Torque - 32,000 ft/lb Make up/ Break out Torque - 32,000 ft/lb Maximum Speed - 200 rpm


PUMP ONE
MAKE/MODEL WF - 1600 Triplex

PUMP TWO
MAKE/MODEL JJ/1300 Triplex

MUD SYSTEM
SHAKER 2 - Derrick Hyperpool
CAPACITY Double Tank (Seven Compartments) Total Volume 130 m3 - Active Volume 115 m3

WELL CONTROL
279mm (11") Schaffer BOP - 34,000kpa Annular, Double Gate, Working Spool and Single Gate 6 Station 529L Accumulator *Note: Other Configurations Available Upon Request*

TUBULARS
DRILL COLLARS 8 x 158mm (6.5") Slip Recessed & Hardbanded
HEVI-WEIGHT 60 x 114mm (4.5") DS40 Connection
DRILL PIPE 419 x 114mm (4.5") SS105 DS40 Connection *Note: Other Pipe Available Upon Request*



LOAD SUMMARY

RIG TWELVE 19 LOADS (WITHOUT BOILER)

Depth capacity: TVD 5000m

LOAD SUMMARY

LOAD DESCRIPTION	WEIGHT		DIMENSIONS (L X W X H)	
	KG	LBS	METRES	FEET
MAST/DRAWWORKS	65,100	143,300	12.20 x 2.40 x 3.66	40 x 8 x 12
SUBSTRUCTURE (W/O BOPS)	45,800	100,800	18.30 x 3.66 x 4.88	60 x 12 x 16
MUD PUMP 1 (F1600)	48,000	85,800	12.20 x 3.80 x 3.05	40 x 12.5 x 10
MUD PUMP 2 (F1300)	39,000	105,600	12.20 x 3.80 x 3.05	40 x 12.5 x 10
MUD TANK (2)	30,800	68,000	14.35 x 3.66 x 3.05	45 x 12 x 10
COMBINATION BUILDING	33,600	74,000	16.76 x 3.66 x 2.75	55 x 12 x 9
DOGHOUSE/WATER TANK	29,800	65,600	15.24 x 3.66 x 3.66	50 x 12 x 12
RIG MANAGER SHACK	16,100	35,495	12.20 x 3.66 x 3.05	50 x 12 x 10
CONTAINER BUILDING	9,000	19,845	12.20 x 3.05 x 2.44	40 x 10 x 8
HYDRAULIC CATWALK	19,500	42,900	18.30 x 3.05 x 3.75	60 x 10 x 12.3
DRILL COLLARS/RACKS	variable	variable	variable	variable
HWDP/PIPE TUBS (5)	variable	variable	10.67 x 2.30 x 1.07	35 x 7.50 x 3.50
MATTING (20)	variable	variable	2.40 x 12.20	8 x 40
TOP DRIVE HPU	27,300	60,000	12.20 x 3.66 x 3.05	40 x 12 x 10
BOILER	18,500	40,875	12.20 x 3.05 x 3.05	40 x 10 x 10

